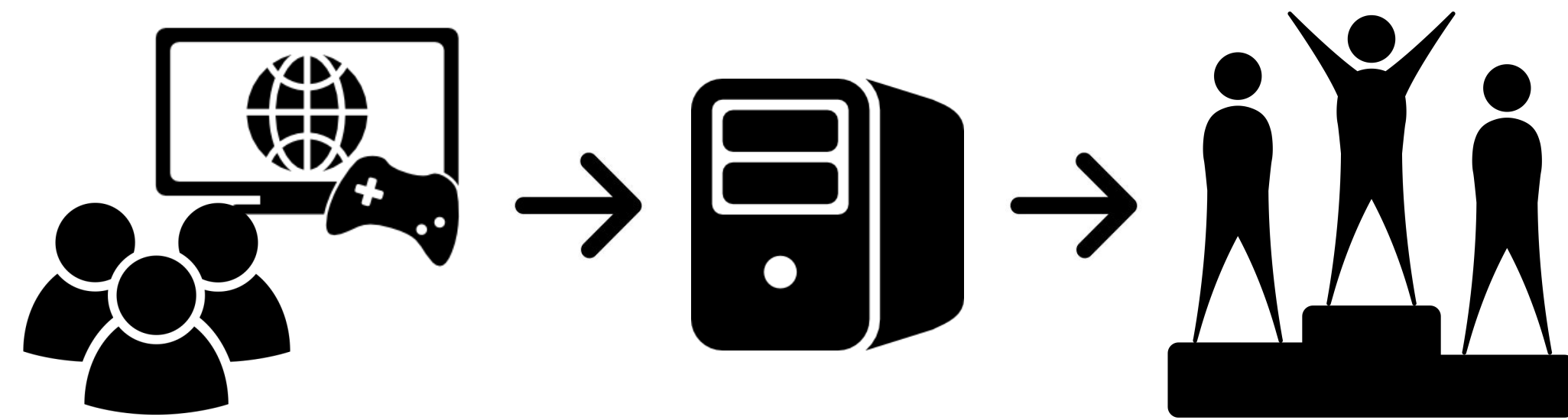


Player Behavior and Optimal Team Compositions in Online Games

Hao Yi Ong, Sunil Deolalikar, and Mark Peng
CS 229: Machine Learning Class Project

Introduction

- In online role-playing games, players work in teams to accomplish a common objective (e.g., defeating an opposing team)



- In a game, given the teams' player compositions and their player statistics, we want to predict the players' play style and forecast the game outcome

Player behavior

- In-game play style; e.g., prefers more offense-oriented strategies
- Also encompasses skill level
- Predict from player statistics

Team composition

- Types of players on a team, each classified by their play styles
- Predict from game server database's match histories

Problem Description

- Given
 - Match histories** containing participant IDs and match statistics
 - Player statistics** containing player histories and overall game statistics
- Output
 - Play style classifier** that groups players by their in-game tendencies given their game histories
 - Outcome predictor** that guesses which team will win given the various team compositions
- In order to
 - Gain insight** on player behaviors and game strategies
 - Maximize accuracy** on predicting game outcomes

Numerical Simulation

- Target Game: League of Legends**
 - Multiplayer battle arena game with 27 million plays per day
 - Free online API to retrieve recorded game data
 - Official guide provides clustering information for players based on in-game character choices (e.g., character with good defense)
- Data samples** Total of 120,000 training and 12,000 test samples
- Implementation**
 - Clustering and classification algorithms in MATLAB 2014b
 - Data processing and feature selection in Python 2.7
- Hardware** All simulations on 2.7 GHz Intel Core i7, 8 GB RAM

Baseline Outcome Predictor

- Features** are team compositions for all teams in a game based on official guide's clustering information (characters are mapped to 1 of 5 play styles)
- Logistic regression** with 10% hold-out cross validation
- Poor accuracy** of 55.1% on training samples, 54.4% on test samples

Behavioral Clustering

- Features** are normalized player statistics (damage dealt, money earned,...)
- Clustering algorithms (unsupervised learning)
 - k-means** with 10-fold cross validation over parameter k gave 12 clusters
 - DP-means** is a nonparametric expectation-maximization algorithm derived using a Dirichlet process mixture model (Kulis and Jordan, 2012)
 - Intuitively, a new cluster is formed whenever a point is sufficiently far away from all existing centroids, as determined by some threshold distance λ
 - We ran it with 10% hold-out cross validation with $\lambda = 3.3$, giving 8 clusters

given training set of size N , threshold distance λ

repeat

For $n = 1, \dots, N$

- Assign sample n to the closest cluster if the contribution to objective from the squared distance is at most λ^2
- Otherwise, form a new cluster with just sample n


until clusters converge

Summary: Play style clustering algorithm results (10 trials)

cross validation method		no. of clusters	cpu time (s)
k-means	k-fold (k = 10)	12	154.1
DP-means ($\lambda = 3.3$)	10% hold-out	8	65.4

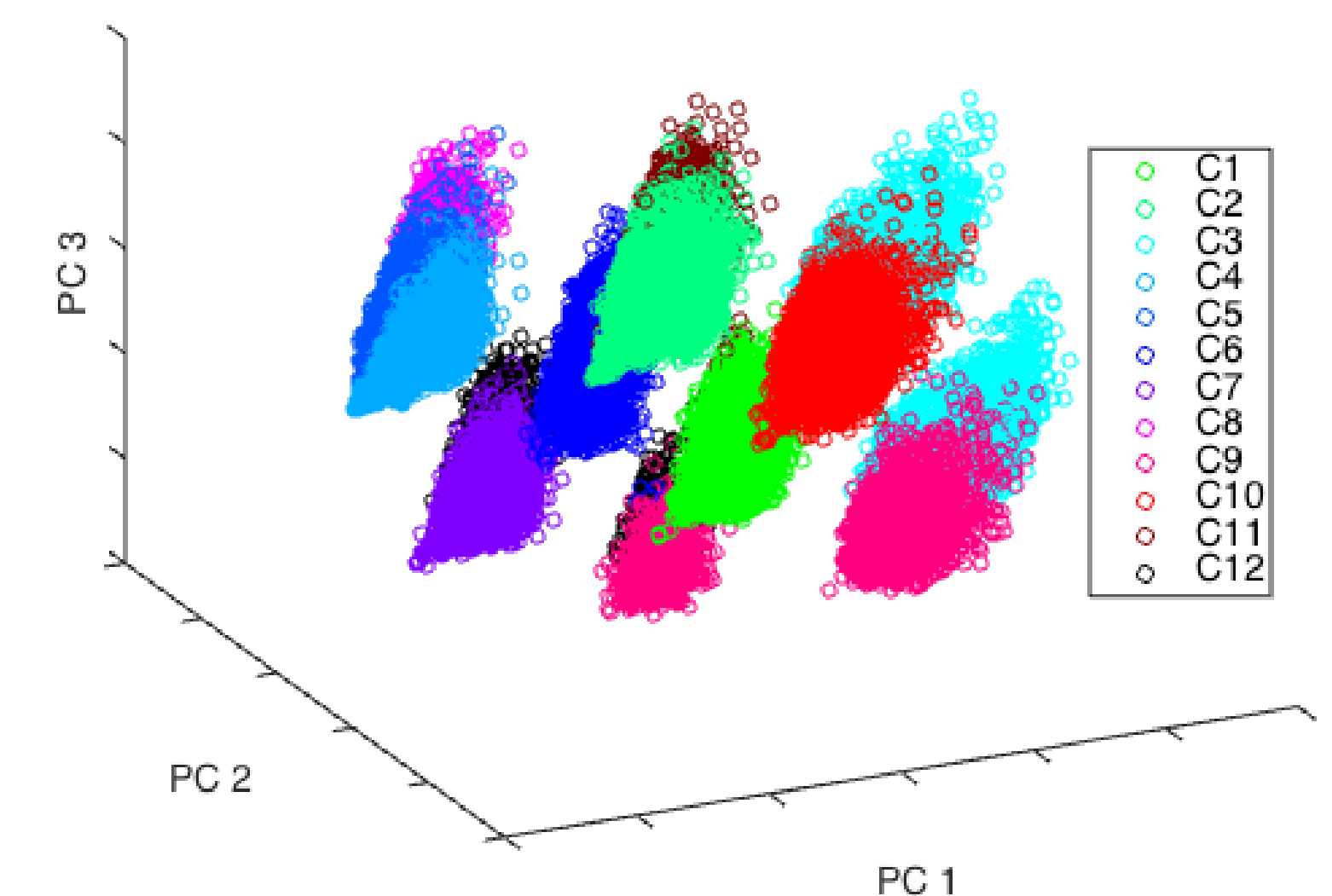
Cluster Interpretation

- Surprisingly accurate intuition behind groups (with input from expert players)
 - Physical damage attacker**
 - * Clusters 1, 7, and 9
 - * Differ in risk attitudes
 - Ambusher**
 - * Clusters 3, 8, 11, and 12
 - * Team oriented vs. lone wolf
 - * Includes "hybrid" roles with other play style clusters
 - Team support**
 - * Cluster 5: Many assists in kills
 - Magic attacker**
 - * Clusters 6 and 10: Many kills
 - * Ranged- vs. close-combat
 - Miscellaneous**
 - * Cluster 2: All-around average
 - * Cluster 4: Novice player



Cluster Visualization

- Principal component analysis** helps us visualize our dataset in 3D



Game Outcome Prediction

- Features** are team compositions for all teams in a game based on behavioral groupings generated from k-means and DP-means clustering
- Labels** are win/loss for each game (if team 1 beats team 2, label = 1)
- Classification algorithms (supervised learning)
 - Logistic regression** generalized linear model with Bernoulli distribution
 - Gaussian discriminant analysis** assuming data is Gaussian-distributed
 - Support vector machine** assuming data is separable by soft-margins
 - Cross validation** 10% hold-out for all methods
- Best predictor** uses features based on k-means clustered team compositions for each game, trained on an SVM; 70.4% accuracy (vs. 55.1% baseline)

Summary: Outcome prediction algorithm results (10 trials)

	k-means (%)		DP-means (%)		cpu time (s)	
	train acc.	test acc.	train acc.	test acc.	k-means	DP-means
LR	72.25	68.75	69.67	67.11	7.4	7.1
GDA	74.79	70.14	70.88	68.39	7.7	7.1
SVM	74.75	70.39	71.71	69.21	91.2	41.6

Conclusion and Extensions

- k-means and DP-means provided clusters separated by highly intuitive play style differences, as confirmed by expert players
- LR, GDA, and SVM all provided better predictors with our new team composition features than baseline LR with official character classes
- More features, such as time-identified statistics (early vs. late game actions)

Acknowledgments

We thank Professor Andrew Ng and the instructor team.